

PR6DW Series

Protector Round 16" Deep, Wall Mount - Vandal Resistant

Type:	Job:											Approvals:
Catalog Number:												
PR6	D	W										
Series/Shape-Size	Depth	Mount	Wattage	Source	Options	Base Color	Voltage	Face Style	Lens	Face Color	Accessories (Field Installed)	Date: Page 1 of 2

Ordering Example: PR6DW150LXQB1ECB

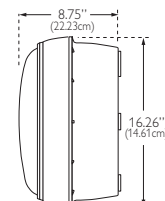
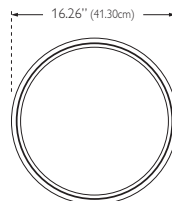
Overall Dimensions For Reference Only

Vandal Resistant
Protector Round 16"
Deep, Wall Mount

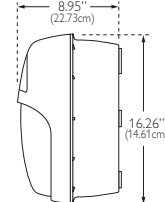
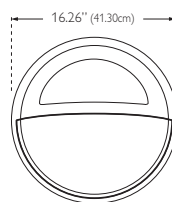
Weight:
1.0 lbs 4.99 kgs

PR6DW

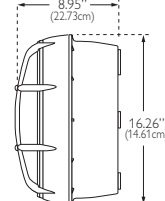
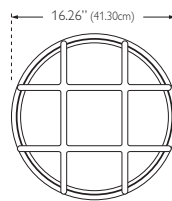
Open Bezel
face style



Closed Eyelid
face style



Grid
face style



Applications

The Protector Round 16" Series is ideal for high-traffic areas requiring architectural wall-mounted vandal-resistant luminaires.

Specifications

Construction

Precision die-cast 360 alloy marine-grade aluminum back plate with cast-in mounting knock-outs. Polyester powdercoat finish (back-plate only). One-piece injection-molded, UV-stabilized polycarbonate face with snap-in, interlocking lens. Color molded into the polycarbonate face for durable, scratch-resistant finish. Locking recessed set screw at the 1:00 o'clock position is unobtrusive, securely locking the face and lens to the cast housing. Constructed to IP54.

Electrical

Die-cut neoprene rubber gasket provides added protection between back casting and mounting surface. Silicone rubber gasket seals optics/face to outer rim of back casting. HID units equipped with magnetic pulse start ballasts. CF units equipped with an electronic HPF ballast with 120-277 voltage sensing capability.

Optics

One-piece, injection-molded, UV-stabilized polycarbonate lens. Internal prisms re-direct light minimizing hot spots and maximizing uniformity. Lens available in clear prismatic or opal prismatic polycarbonate. Twist and seal construction locks the lens and face to the back casting. Extruded silicone gasket provides a tight weather-resistant

seal. Supplemental Impact System (SIS) provides a cushion that supports/seals the lens against the elements and also acts as a shock absorber to help reduce damage from impact to the unit face. HID units utilize a precision die-form segmented reflector. CF units have a high-reflectance white pan reflector.

Mounting / Distribution

Additional kick plates in the wall mounted unit direct the light down and out into a Type III pattern with a minimum 4:1 spacing ratio.

Mounts to standard recessed 4" J-Box, by others.

Finish

Die-cast aluminum **Base colors:**

B	Textured Black
W	Textured White
P	Textured Bronze

Polyester powder coating.

Molded polycarbonate **Face colors:**

B	Black
W	White
P	Bronze

Accessories

Vandal resistant trim ring accessories and vandal-resistant access tool available.


Listings

UL/cUL 1598 listed, suitable for Wet Locations. The quality systems of this facility have been registered by UL to the ISO 9001 Series Standards.

Warranty / Terms and Conditions

Standard 5 Year Limited Warranty. The current Philips Wide-Lite Warranty may be found at www.wide-lite.com (keyword: warranty) as well as the current Standard Terms and Conditions of Sale (keyword: terms).

All sales of items in this catalogue shall be subject to the Philips Wide-Lite Standard Terms and Conditions of Sale current at the time of shipment. If you do not have a copy of the Philips Wide-Lite Warranty and Standard Terms, please contact the factory for same prior to ordering.

 Some luminaires use fluorescent or high intensity discharge (HID) lamps that contain small amounts of mercury. Such lamps are labeled 'Contain Mercury' and/or with the symbol 'Hg'. Lamps that contain mercury must be disposed of in accordance with local requirements. Information regarding lamp recycle and disposal can be found at www.lamprecycle.org.

PR6DW Series

Protector Round 16" Deep, Wall Mount - Vandal Resistant

Type:	Job:	Page 2 of 2
-------	------	-------------

PR6DW

'O' Open Bezel face style



'G' Grid face style



'E' Closed Eyelid face style



Ordering Example: PR6DW150LXQB1ECB

Series/Shape/Size	Depth	Mount	Wattage	Source	Options	Base Color	Voltage	Face Style	Lens	Face Color
<input checked="" type="checkbox"/> PR6 Protector Round 16"	<input checked="" type="checkbox"/> D Deep	<input checked="" type="checkbox"/> W Wall	High Pressure Sodium <input type="checkbox"/> 70 <input type="checkbox"/> 100 <input type="checkbox"/> 150 Pulse Start Metal Halide <input type="checkbox"/> 70 <input type="checkbox"/> 100 Compact Fluorescent <input type="checkbox"/> 226 2x26 <input type="checkbox"/> 232 2x32 <input type="checkbox"/> 242 2x42 <input type="checkbox"/> 326 2x26 <input type="checkbox"/> 332 3x32 <input type="checkbox"/> 342 2x42	High Pressure Sodium <input type="checkbox"/> LX high power factor <input type="checkbox"/> NX ¹ normal power factor Pulse Start Metal Halide <input type="checkbox"/> PM Compact Fluorescent <input type="checkbox"/> HF high power factor	<input type="checkbox"/> L ² Lamped <input type="checkbox"/> U ³ UV Shield <input type="checkbox"/> Q ⁴ Quartz Aux <input type="checkbox"/> F Fusing (single or double fused) (specify voltage) <input type="checkbox"/> T ⁵ Thru Wiring <input type="checkbox"/> P ⁶ Photocell Button	<input type="checkbox"/> B Textured Black <input type="checkbox"/> W Textured White <input type="checkbox"/> P Textured Bronze	<input type="checkbox"/> 1 120 <input type="checkbox"/> 8 120-277	<input type="checkbox"/> B Open Bezel <input type="checkbox"/> G Grid <input type="checkbox"/> E Closed Eyelid	<input type="checkbox"/> O Opal <input type="checkbox"/> C Clear	<input type="checkbox"/> B Black <input type="checkbox"/> W White <input type="checkbox"/> P Bronze

Notes: 1. 120V only.
2. Supplied with appropriate lamp.
3. Provided with UV reduced lamp. PSMH units only.

4. Quartz auxiliary standby. Provides light after a momentary power interruption knocks out the main HID lamp. Not for use with CF systems.
5. Die-cast housing is factory drilled for thru-wiring conduit access. Unavailable with trim ring.
6. Unavailable with trim ring accessory. Specify voltage.

Accessories (must be ordered separately) (field installed)

- ☐ **VR6DB** Black Trim Ring Trim ring installs to die-cast back housing and creates a flush, smooth transitional look. Includes a closed-cell neoprene rubber gasket that fits between the housing and inside lip of the trim ring. Provides a weather-tight seal and acts as an additional shock absorber as part of the SIS Supplemental Impact System. Minimizes back pry point.
- ☐ **VR6DW** White Trim Ring
- ☐ **VR6DP** Bronze Trim Ring



- ☐ **VRTOOL** Vandal-resistant access tool

Notes



ISO 9001
Certified

Philips Wide-Lite Professional Luminaires reserves the right to change specifications and dimensions without notice. Lamp and electrical specifications / availability subject to change by manufacturer without notice. Please refer to detailed specification sheets for additional information and spec details.

1611 Clovis Barker Road • San Marcos, TX 78666 • Phone: 512.392.5821 • Fax: 512.753.1122 • www.wide-lite.com

© 2011 Philips Group. All rights reserved.

Bulletin No. WLSP0382B1011

PHILIPS
WideLite